

Fact Sheet

Q1 2021

as of 31.03.2022 r.

#TAURONGreenTurn



ABOUT TAURON GROUP

TAURON Group is one of the largest companies and second largest vertically integrated electrical utility Group in Poland.

TAURON Group's operations cover all elements of the electricity value chain. The Group employs approx. 26 thousand people. Since 2010 TAURON's shares are listed on the Warsaw Stock Exchange.

The Company is included in the following indices (among others): MSCI Emerging Markets, WIG30, WIG40, WIG-ESG.

MARKET POSITION

Largest electricity distributor in Poland
Share in electricity distribution to final customers - approx. **36%**

Second largest electricity supplier in Poland
Share in electricity supply to final customers - approx. **26%**

Approx. 29% of Poland's thermal coal resources are controlled by TAURON

TAURON GROUP'S OPERATIONS

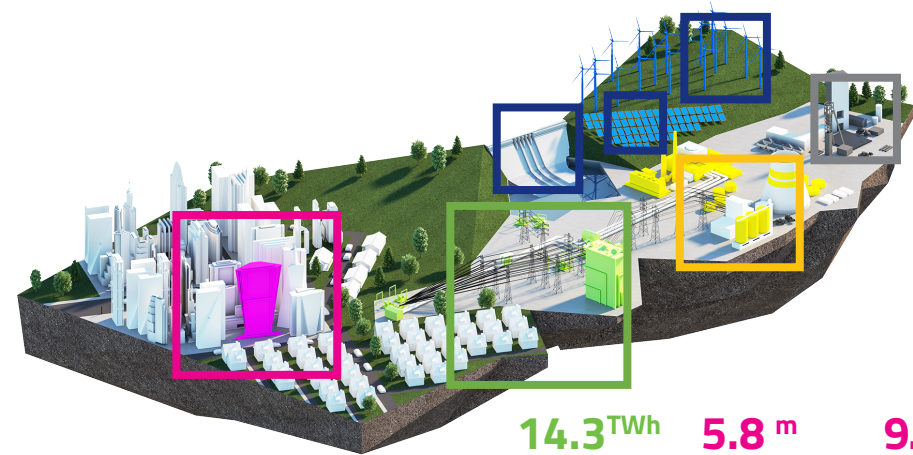
Sales of electricity and gas

Distribution of electricity

Generation of electricity and heat

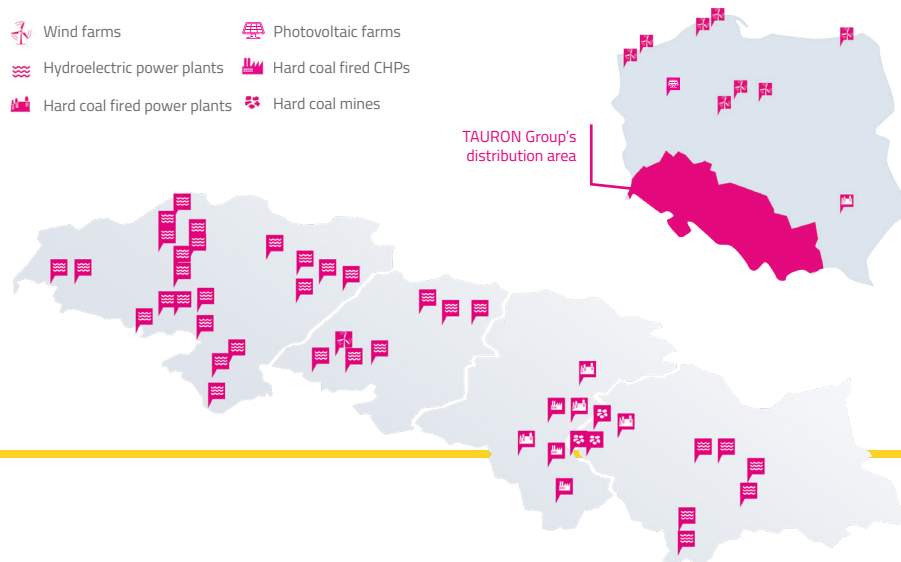
Generation of electricity from RES

Production of hard coal

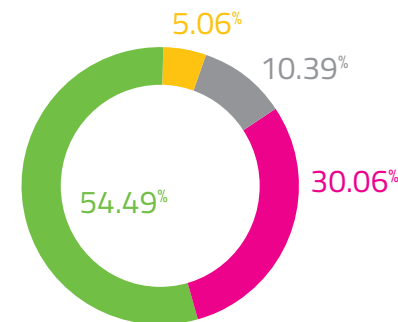


GROUP'S ASSETS

- Wind farms
- Photovoltaic farms
- Hydroelectric power plants
- Hard coal fired CHPs
- Hard coal fired power plants
- Hard coal mines



SHAREHOLDING STRUCTURE



- State Treasury
- Nationale-Nederlanden Open Pension Fund
- KGHM Polska Miedz
- Other shareholders

14.3^{TWh}

Distributed electricity

5.8^m

No. of Group's customers

9.8^{PLN bn}

Sales revenue

1.5^{m tonnes}

Hard coal production

5.0^{GW}

Installed capacity

0.6^{GW}

Installed capacity in RES

CAPITAL EXPENDITURES

by segment (PLN m)

Q1 2021: 639



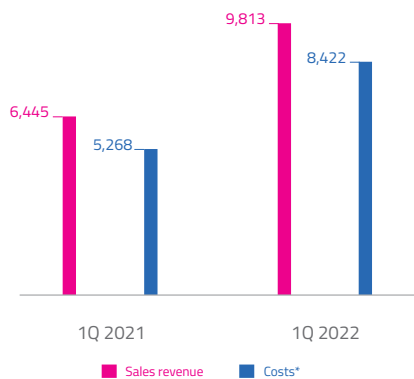
Q1 2022: 610



- Distribution
- Generation
- Mining
- Other segments

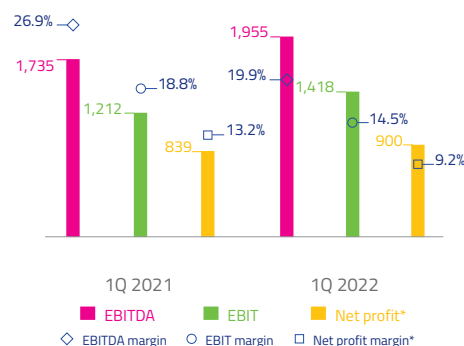
SELECTED FINANCIAL DATA (PLN m)

Sales revenue and costs



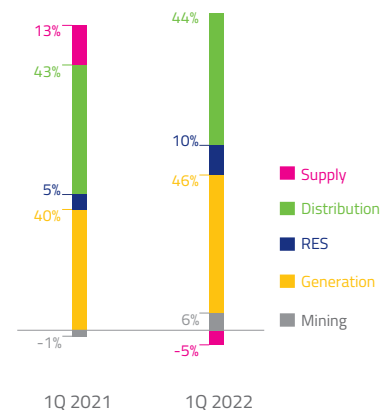
* Costs of sales, selling and distribution expenses, administrative expenses

Financial results and realized margins



* Net profit and net profit margin attributable to shareholders of the parent company

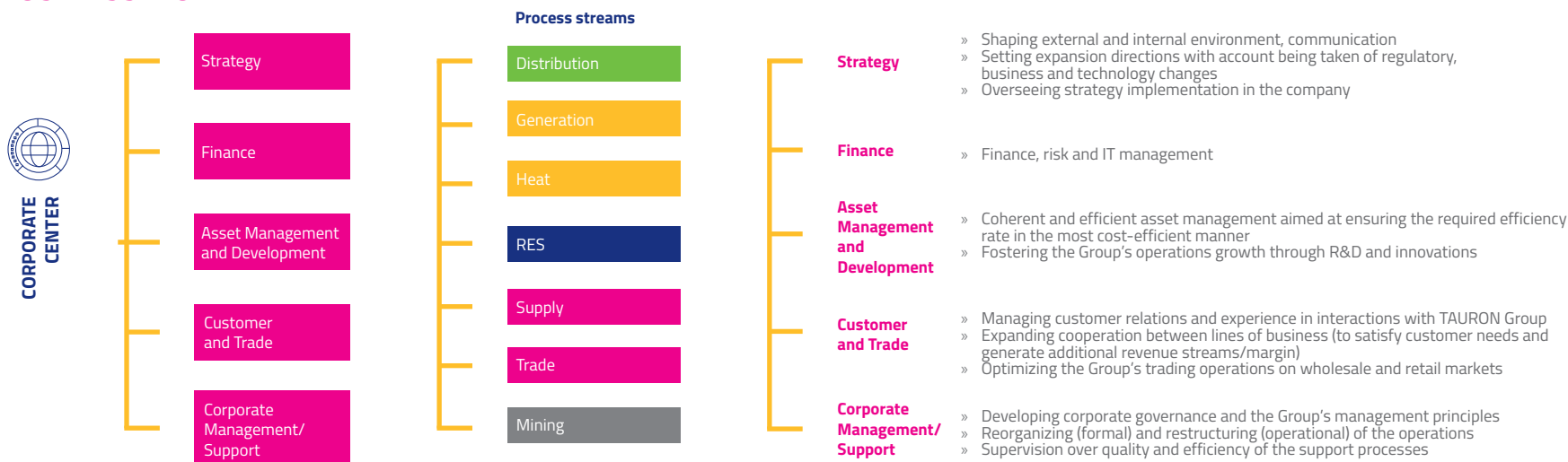
EBITDA STRUCTURE



KEY SEGMENTS' RESULTS (Q1 2021)

(PLN m)	Distribution	Generation	RES	Supply	Mining
Sales revenue	2,023	3,056	314	10,587	558
EBITDA	864	895	186	(103)	117
EBIT	561	786	154	(113)	65

BUSINESS MODEL



CONTACT US

Investor Relations

Paweł Gaworzyński
pawel.gaworzynski@tauron.pl
+48 32 774 25 34

Katarzyna Heinz
katarzyna.heinz@tauron.pl
+48 516 111 038

Mirosław Szczygielski
miroslaw.szczygielski@tauron.pl
+48 32 774 25 38

Magdalena Wilczek
magdalena.wilczek@tauron.pl
+48 723 600 894

Media Relations

media@tauron.pl