

Fact Sheet

Q1 2021

as of 31 March 2021

#TAURONGreenTurn



ABOUT TAURON GROUP

TAURON Group is one of the largest companies and second largest vertically integrated electrical utility Group in Poland.

TAURON Group's operations cover all elements of the electricity value chain. The Group employs approx. 26 thousand people. Since 2010 TAURON's shares are listed on the Warsaw Stock Exchange.

The Company is included in the following indices (among others): MSCI Emerging Markets, WIG20, WIG30, WIG-ESG.

MARKET POSITION

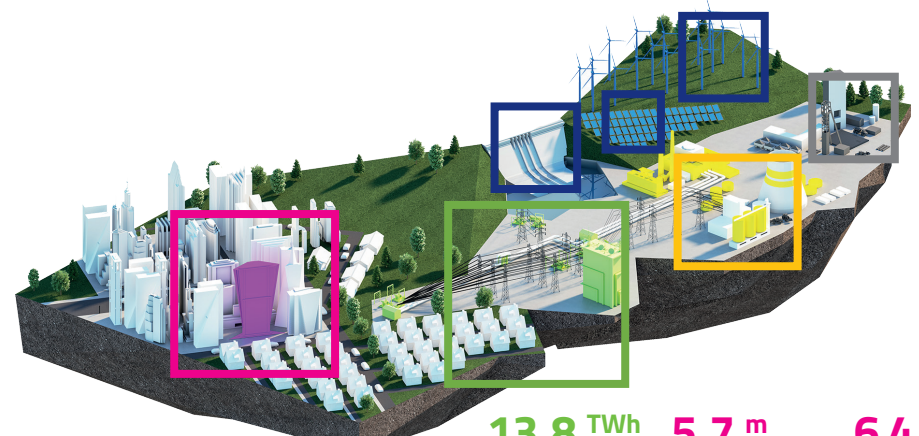
Largest electricity distributor in Poland
Share in electricity distribution to final customers - approx. **35%**

Second largest electricity supplier in Poland
Share in electricity supply to final customers - approx. **25%**

Approx. 29% of Poland's thermal coal resources are controlled by TAURON

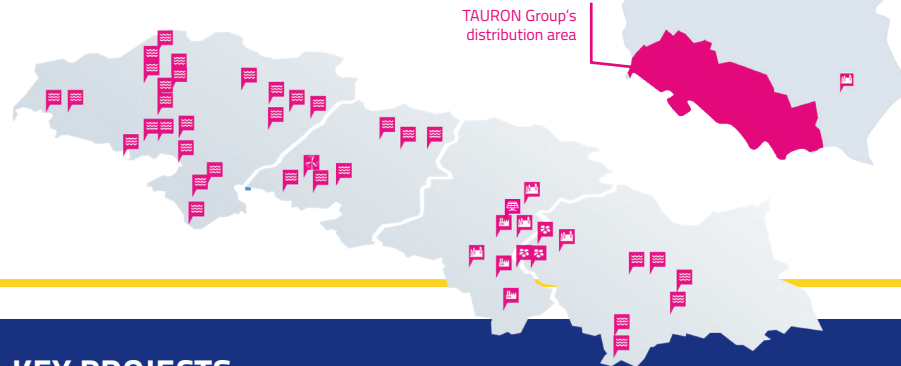
TAURON GROUP'S OPERATIONS

- Sales of electricity and gas
- Distribution of electricity
- Generation of electricity and heat
- Generation of electricity from RES
- Production of hard coal

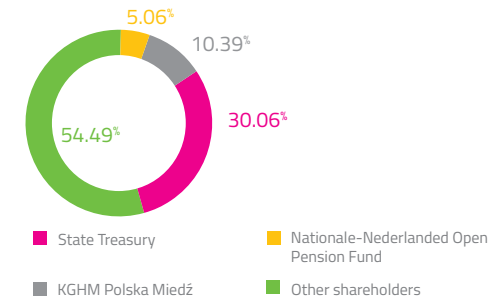


GROUP'S ASSETS

- Wind farms
- Photovoltaic farms
- Hydroelectric power plants
- Hard coal fired CHPs
- Hard coal fired power plants
- Hard coal mines



SHAREHOLDING STRUCTURE



- 13.8 TWh** Distributed electricity
- 5.7 m** No. of Group's customers
- 6.4 PLN bn** Sales revenue
- 1.4 m tonnes** Hard coal production
- 5.2 GW** Installed capacity
- 660 MW** Installed capacity in RES

KEY PROJECTS

2020

Project completed Construction of hard coal fired unit at Jaworzno - capacity: 910 MWe

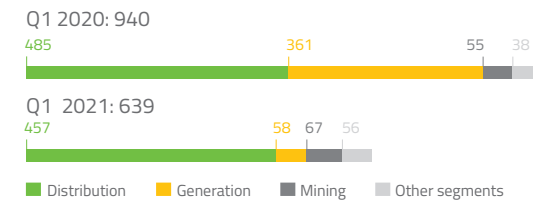
Project completed Construction of CCGT unit at Stalowa Wola - capacity: 450 MWe

Project completed Implementing heat production at Łagisza Power Plant - modernizing the 460 MW turbine

2021

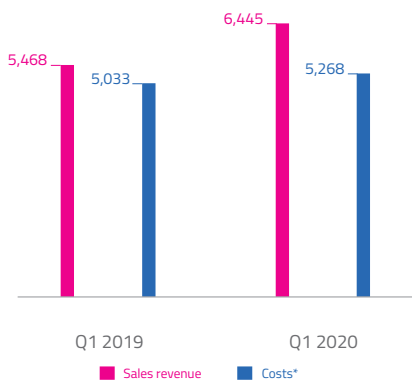
97% Adaptation of power generating units to BAT conclusions

CAPITAL EXPENDITURES by segment (PLN m)



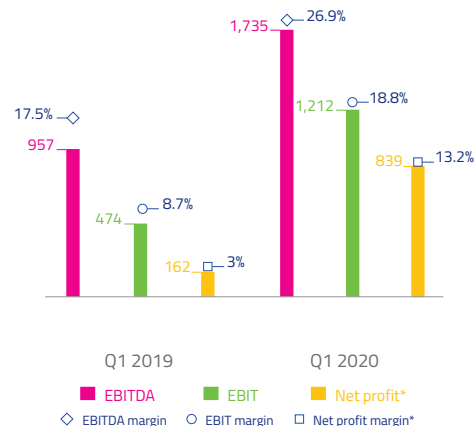
SELECTED FINANCIAL DATA (PLN m)

Sales revenue and costs



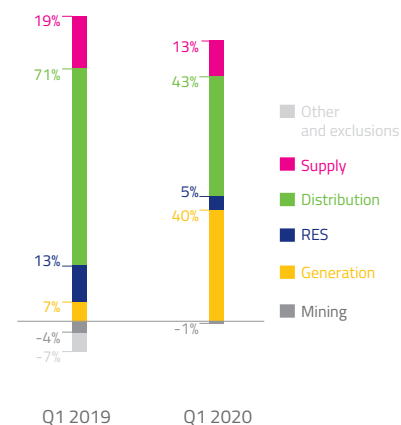
* Costs of sales, selling and distribution expenses, administrative expenses

Financial results and realized margins



* Net profit and net profit margin attributable to shareholders of the parent company

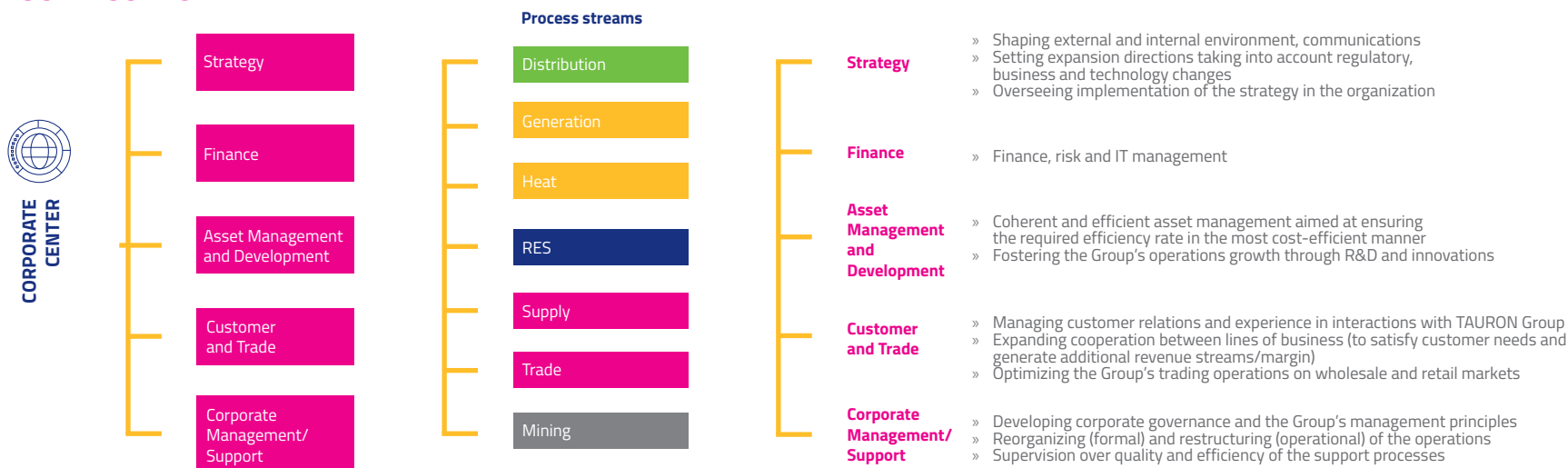
EBITDA STRUCTURE



KEY SEGMENTS' RESULTS (Q1 2021)

(PLN m)	Distribution	Generation	RES	Supply	Mining
Sales revenue	1,806	2,308	156	6,080	303
EBITDA	742	686	84	234	-14
EBIT	446	570	45	224	-50

BUSINESS MODEL



CONTACT US

Investor Relations

Marcin Lauer – Head of Investor Relations
marcin.lauer@tauron.pl
+48 32 774 27 06

Paweł Gaworzyński
pawel.gaworzynski@tauron.pl
+48 32 774 25 34

Katarzyna Heinz
katarzyna.heinz@tauron.pl
+48 516 111 038

Mirosław Szczygielski
miroslaw.szczygielski@tauron.pl
+48 32 774 25 38

Media Relations

media@tauron.pl