

# Fact Sheet 2021

as of 31 December 2021

#TAURONGreenTurn



## ABOUT TAURON GROUP

TAURON Group is one of the largest companies and second largest vertically integrated electrical utility Group in Poland.

TAURON Group's operations cover all elements of the electricity value chain. The Group employs approx. 26 thousand people. Since 2010 TAURON's shares are listed on the Warsaw Stock Exchange.

The Company is included in the following indices (among others): MSCI Emerging Markets, WIG30, WIG40, WIG-ESG.

## MARKET POSITION

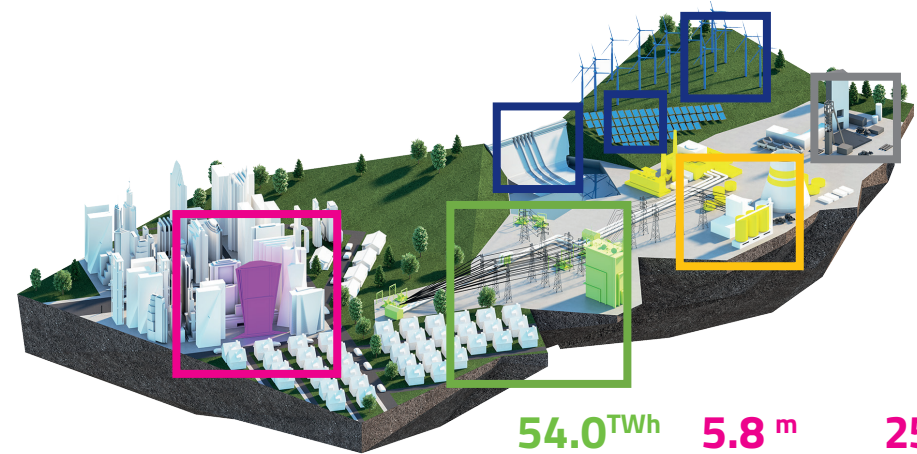
**Largest electricity distributor in Poland**  
Share in electricity distribution to final customers - approx. **36%**

**Second largest electricity supplier in Poland**  
Share in electricity supply to final customers - approx. **26%**

**Approx. 29% of Poland's thermal coal resources** are controlled by TAURON

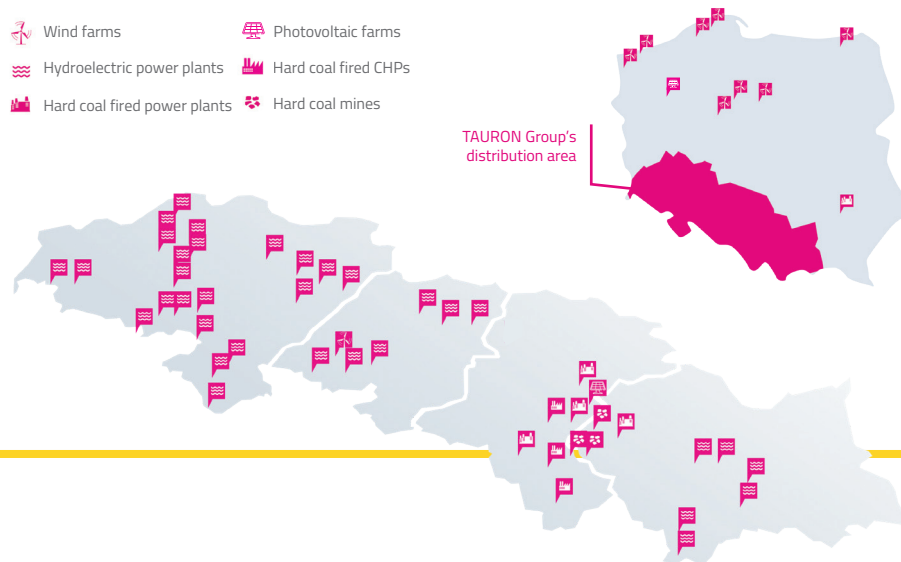
## TAURON GROUP'S OPERATIONS

Sales of electricity and gas | Distribution of electricity | Generation of electricity and heat | Generation of electricity from RES | Production of hard coal

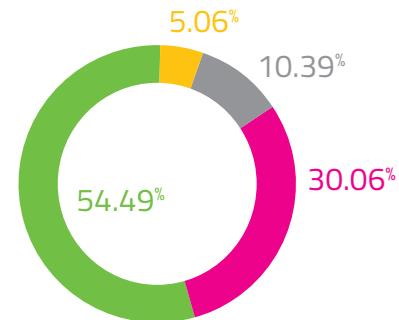


## GROUP'S ASSETS

- Wind farms
- Photovoltaic farms
- Hydroelectric power plants
- Hard coal fired CHPs
- Hard coal fired power plants
- Hard coal mines



## SHAREHOLDING STRUCTURE



- State Treasury
- Nationale-Nederlanden Open Pension Fund
- Other shareholders

**54.0<sup>TWh</sup>** Distributed electricity

**5.8 m** No. of Group's customers

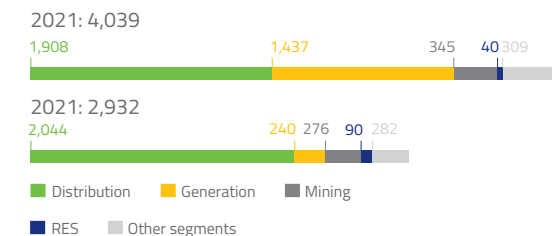
**25.6 PLN bn** Sales revenue

**5.2 m tonnes** Hard coal production

**6.1 GW** Installed capacity

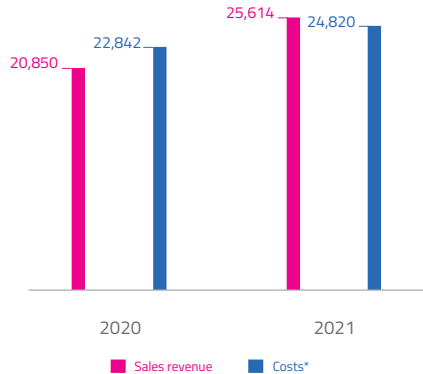
**670 MW** Installed capacity in RES

## CAPITAL EXPENDITURES by segment (PLN m)



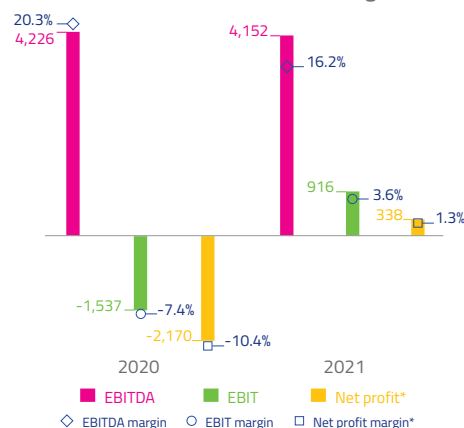
## SELECTED FINANCIAL DATA (PLN m)

### Sales revenue and costs



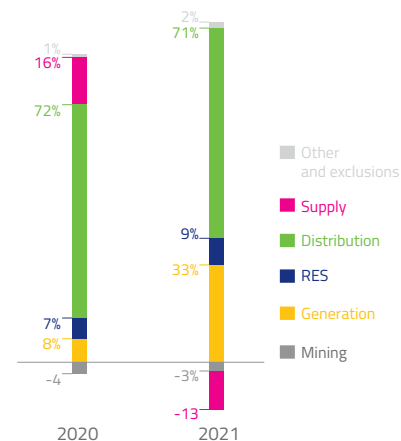
\* Costs of sales, selling and distribution expenses, administrative expenses

### Financial results and realized margins



\* Net profit and net profit margin attributable to shareholders of the parent company

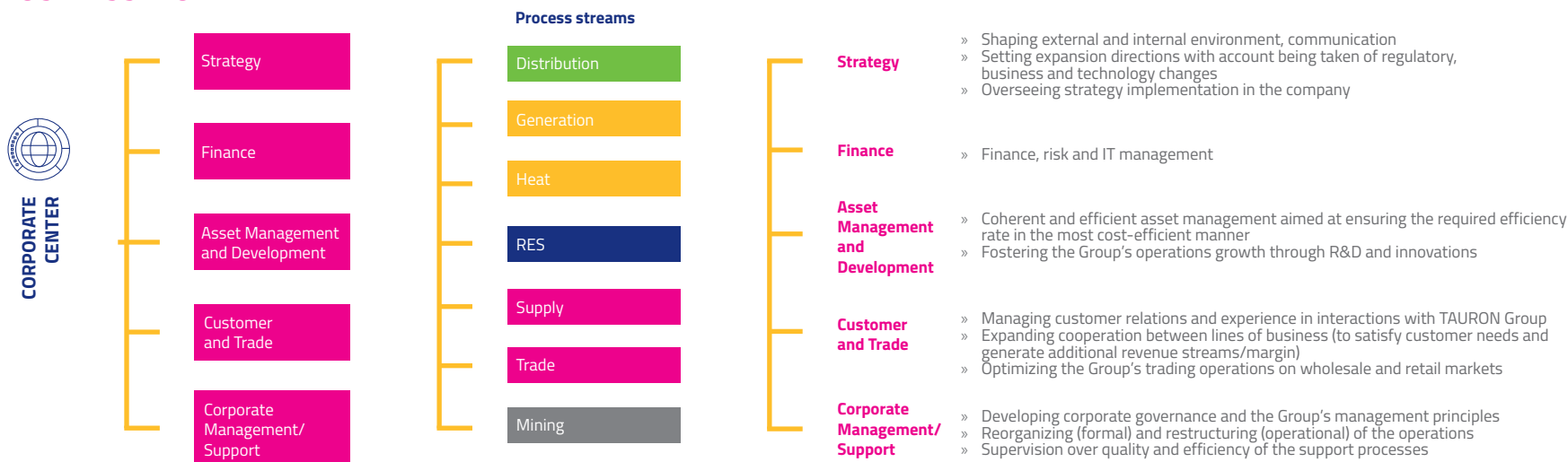
## EBITDA STRUCTURE



## KEY SEGMENTS' RESULTS (2021)

(PLN m)	Distribution	Generation	RES	Supply	Mining
Sales revenue	7,099	9,819	661	24,134	1,467
EBITDA	2,967	1,375	376	(524)	(130)
EBIT	1,767	(25)	224	(564)	(458)

## BUSINESS MODEL



## CONTACT US

### Investor Relations

Paweł Gaworzyński  
pawel.gaworzynski@tauron.pl  
+48 32 774 25 34

Katarzyna Heinz  
katarzyna.heinz@tauron.pl  
+48 516 111 038

Mirosław Szczygielski  
miroslaw.szczygielski@tauron.pl  
+48 32 774 25 38

Magdalena Wilczek  
magdalena.wilczek@tauron.pl  
+48 723 600 894

### Media Relations

media@tauron.pl