

# Fact Sheet 2020

as of 31 December 2020

#TAURONGreenTurn



## ABOUT TAURON GROUP

TAURON Group is one of the largest companies and second largest vertically integrated electrical utility Group in Poland.

TAURON Group's operations cover all elements of the electricity value chain. The Group employs approx. 26 thousand people. Since 2010 TAURON's shares are listed on the Warsaw Stock Exchange.

The Company is included in the following indices (among others): MSCI Emerging Markets, WIG20, WIG30, WIG-ESG.

## MARKET POSITION

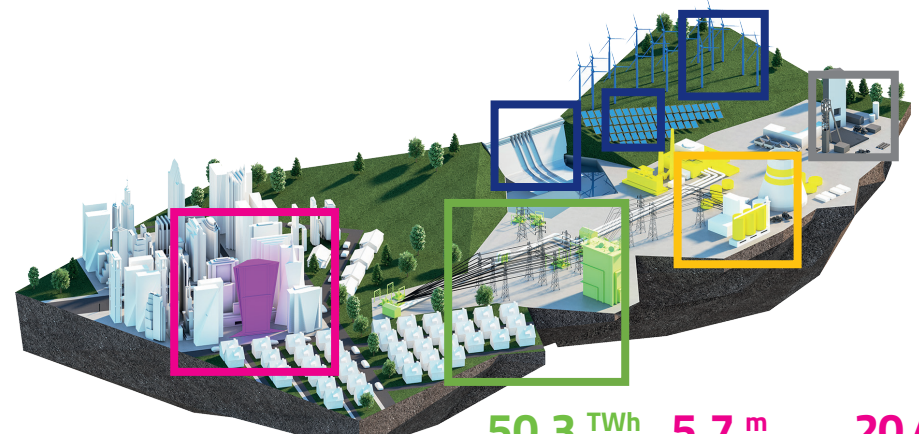
**Largest electricity distributor in Poland**  
Share in electricity distribution to final customers - approx. **35%**

**Second largest electricity supplier in Poland**  
Share in electricity supply to final customers - approx. **25%**

**Approx. 29% of Poland's thermal coal resources** are controlled by TAURON

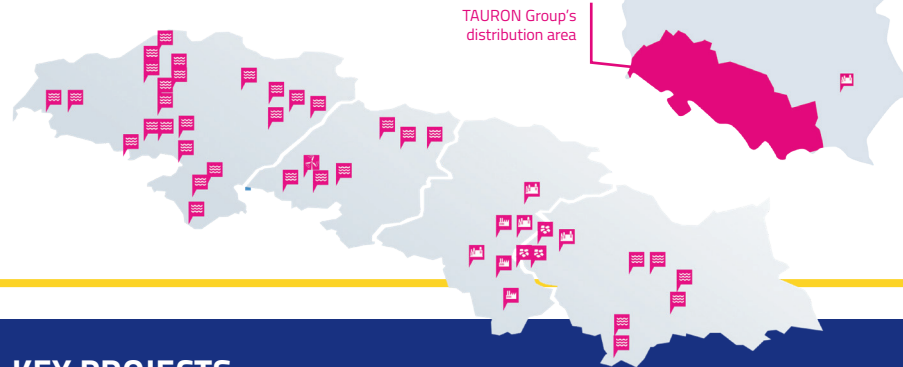
## TAURON GROUP'S OPERATIONS

Sales of electricity and gas | Distribution of electricity | Generation of electricity and heat | Generation of electricity from RES | Production of hard coal

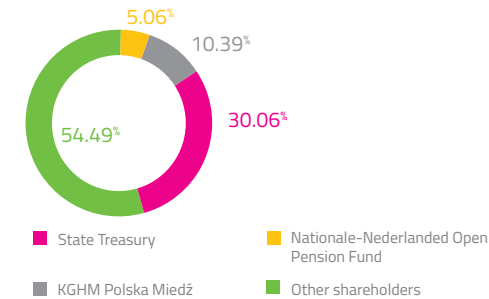


## GROUP'S ASSETS

- Wind farms
- Hard coal fired CHPs
- Hydroelectric power plants
- Hard coal mines
- Hard coal fired power plants



## SHAREHOLDING STRUCTURE



**50.3 TWh** Distributed electricity  
**5.7 m** No. of Group's customers  
**20.4 PLN bn** Sales revenue  
**4.5 m tonnes** Hard coal production  
**5.2 GW** Installed capacity  
**660 MW** Installed capacity in RES

## KEY PROJECTS

2020

**Project completed** Construction of hard coal fired unit at Jaworzno - capacity: 910 MWe

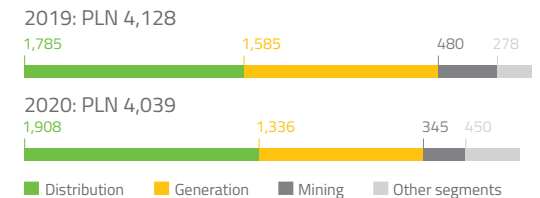
**Project completed** Construction of CCGT unit at Stalowa Wola - capacity: 450 MWe

**Project completed** Implementing heat production at Łagisza Power Plant - modernizing the 460 MW turbine

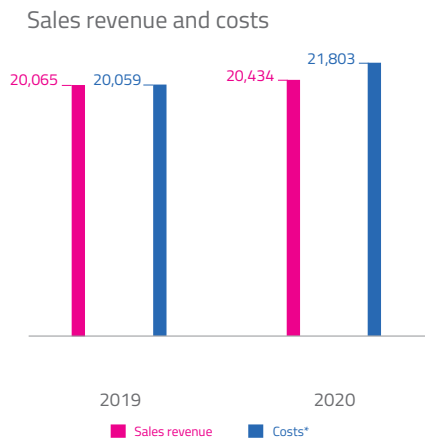
2021

**94%** Adaptation of power generating units to BAT conclusions

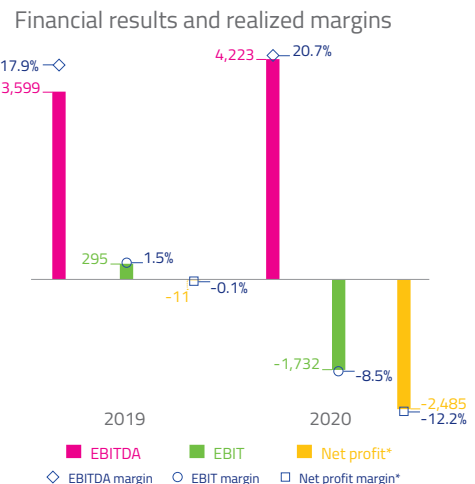
## CAPITAL EXPENDITURES by segment (PLN m)



## SELECTED FINANCIAL DATA (PLN m)

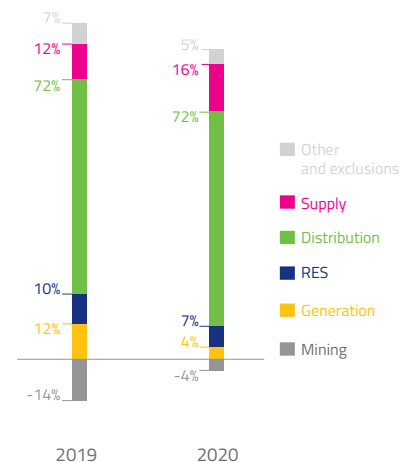


\* Costs of sales, selling and distribution expenses, administrative expenses



\* Net profit and net profit margin attributable to shareholders of the parent company

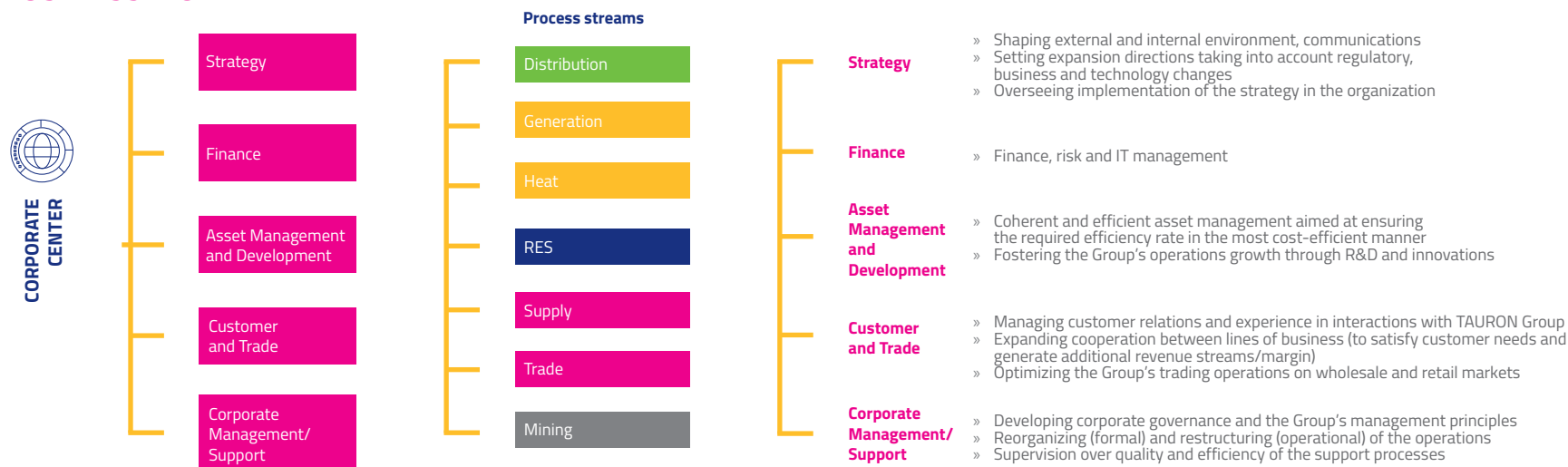
## EBITDA STRUCTURE



## KEY SEGMENTS' RESULTS (2020)

(PLN m)	Distribution	Generation	RES	Supply	Mining
Sales revenue	6,866	3,493	616	17,249	1,052
EBITDA	3,023	172	297	683	-157
EBIT	1,857	-2,713	146	642	-887

## BUSINESS MODEL



## CONTACT US

### Investor Relations

Marcin Lauer – Head of Investor Relations  
marcin.lauer@tauron.pl  
+48 32 774 27 06

Paweł Gaworzyński  
pawel.gaworzynski@tauron.pl  
+48 32 774 25 34

Katarzyna Heinz  
katarzyna.heinz@tauron.pl  
+48 516 111 038

Mirosław Szczygielski  
miroslaw.szczygielski@tauron.pl  
+48 32 774 25 38

### Media Relations

media@tauron.pl