

Fact Sheet 2025

As of 31.12.2025



ABOUT TAURON GROUP

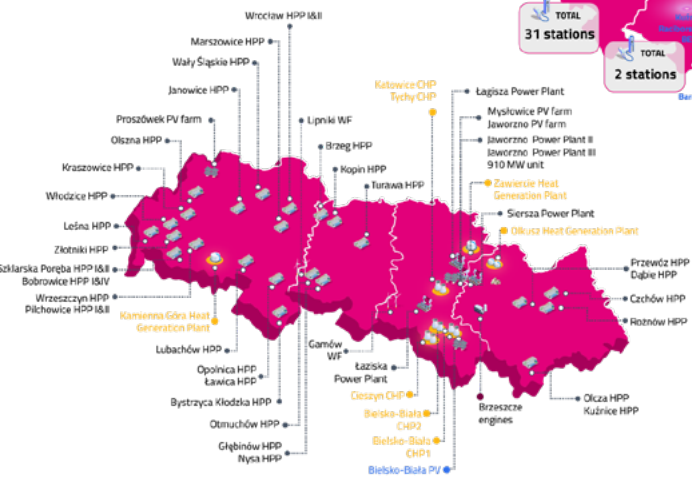
TAURON Group is one of the largest companies and second largest vertically integrated electrical utility Group in Poland.

TAURON Group's operations cover major elements of the electricity value chain. The Group employs over 18 thousand people. Since 2010 TAURON's shares are listed on the Warsaw Stock Exchange.

The Company is included in the following indices (among others): MSCI Emerging Markets, WIG30, WIG40.

GROUP'S ASSETS

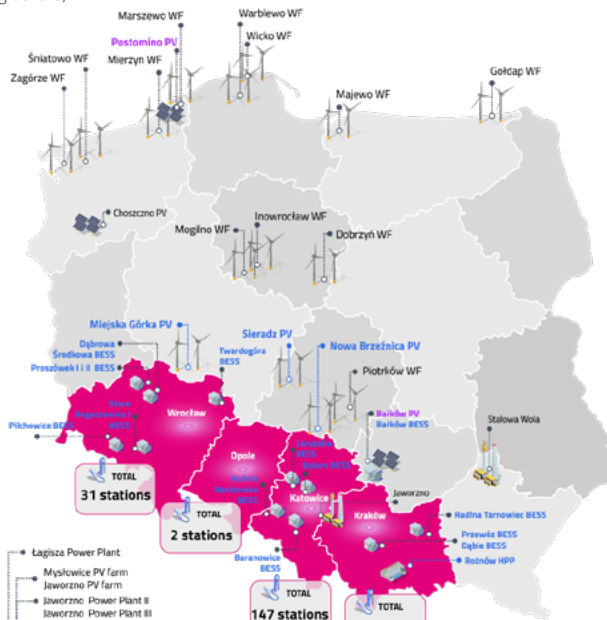
- Existing generation assets in TAURON Group
- Generation assets put into operation
- Production assets under construction
- Electricity distribution area
- TAURON Ciepło operations area
- Photovoltaic farms (PV farms)
- Local combined heat and power plants
- Wind farms (WF)
- Power plants
- Gas-fired power plants
- EV charging stations
- Combined heat and power plants (CHP)
- Limestone mine Czatkowice
- Hydro power plants (HPP)
- Battery energy storage system (BESS)



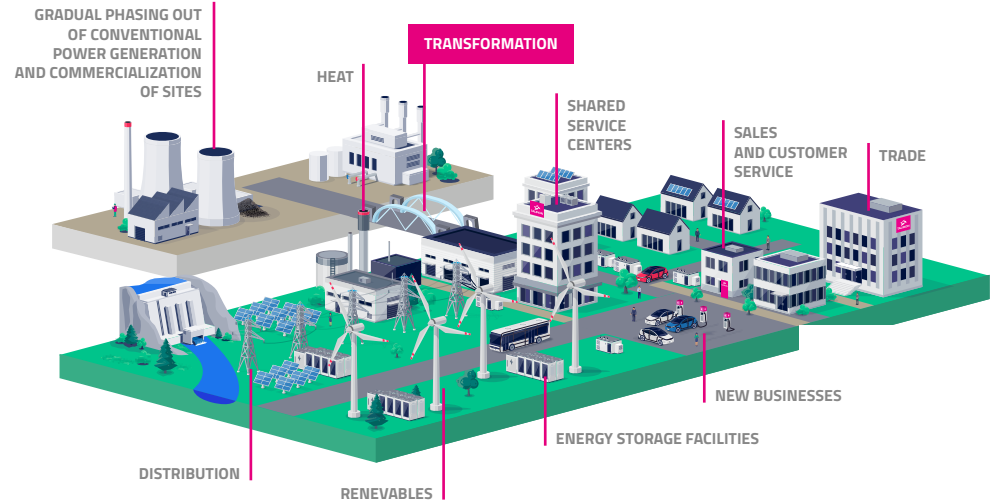
MARKET POSITION

Largest electricity distributor in Poland
Share in electricity distribution to final customers - approx. **36%**

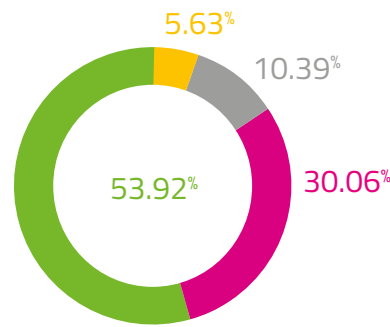
Second largest electricity supplier in Poland
Share in electricity supply to final customers - approx. **19%**



TAURON GROUP'S OPERATIONS



SHAREHOLDERS

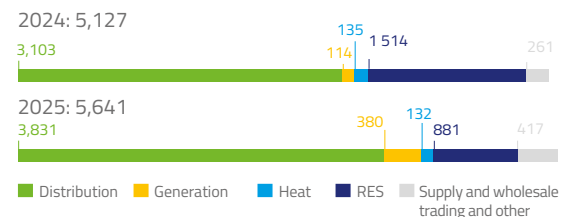


- State Treasury
- KGHM Polska Miedź S.A.
- Nationale-Nederlanden Open Pension Fund
- Other shareholders

52.1 TWh Distributed electricity
6.1 m Customers
33.3 PLN Sales revenue

11.2 TWh Generation of electricity
5.5 GW Installed capacity
0.9 GW Installed capacity in RES

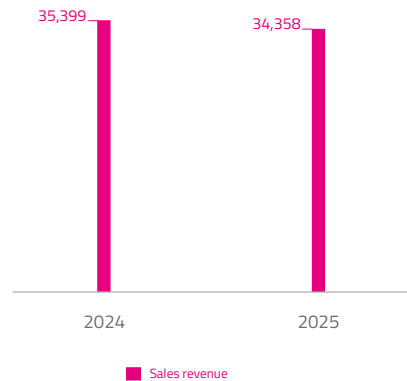
CAPITAL EXPENDITURES by segment (PLN m)



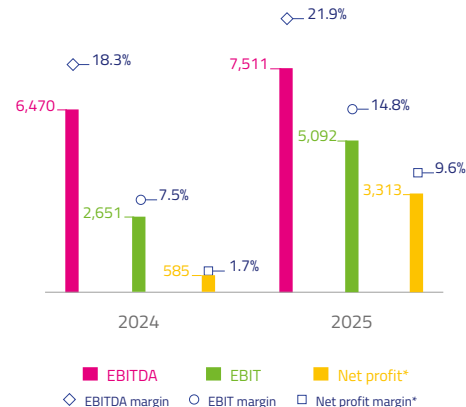
SELECTED FINANCIAL DATA

(PLN m)

Sales revenue and costs

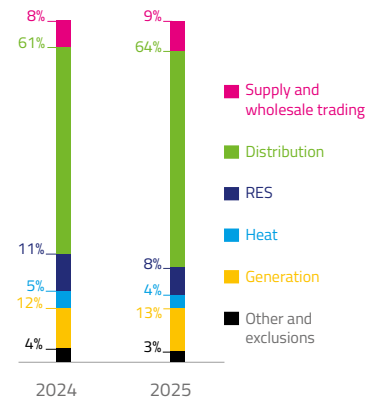


Financial results and realized margins



* Net profit and net profit margin attributable to shareholders of the parent company

EBITDA STRUCTURE



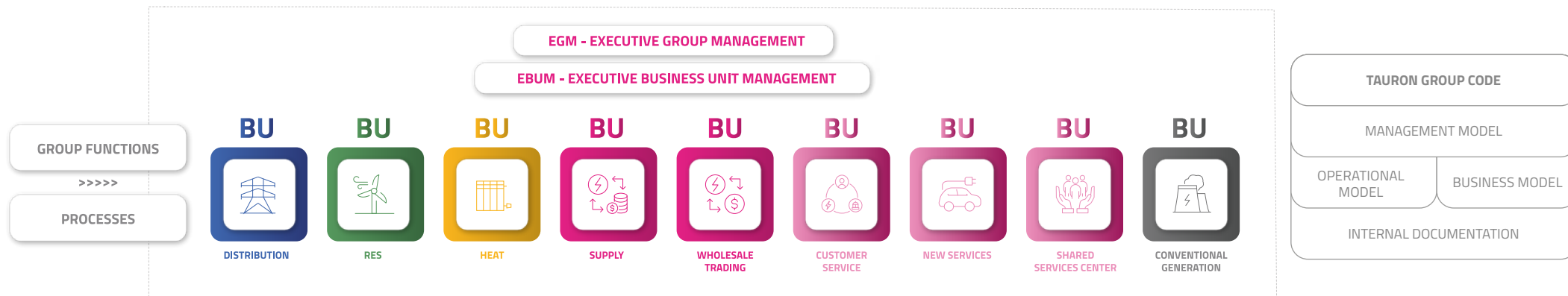
KEY SEGMENTS' RESULTS

2025

(PLN m)	Distribution	Generation	Heat	RES	Supply and wholesale trading
Sales revenue	12,360	8,070	2,328	939	26,193
EBITDA	4,788	948	296	572	662
EBIT	3,274	661	151	368	651

BUSINESS MODEL

MANAGEMENT BOARD of TAURON POLSKA ENERGIA



CONTACT US

Investor Relations

Paweł Gaworzyński
pawel.gaworzynski@tauron.pl
+48 32 774 25 34

Katarzyna Heinz
katarzyna.heinz@tauron.pl
+48 516 111 038

Magdalena Wilczek
magdalena.wilczek@tauron.pl
+48 723 600 894

Maciej Sierpiński
maciej.sierpinski@tauron.pl
+48 664 423 900

Media Relations

media@tauron.pl